

# point pendant light

product information document



**CITTÀ**

# point pendant light

The Point Pendant range is available as a stand-alone piece, or opt for the extendable componentry to create a tiered pendant.

You can add up to three extension pieces to your main pendant light. The extensive lighting range offers black or white, small or large options. This capability allows full customisation of your lighting centrepiece.

## MATERIAL

Mild Steel / Glass

## COLOUR




Black Glass

EBL0008PS Point Pendant (Small)

EBL0008PL Point Pendant (Large)

EBL0008PES Point Pendant Extension (Small)

EBL0008PEL Point Pendant Extension (Large)



Clear Glass

EBL0007PS Point Pendant (Small)

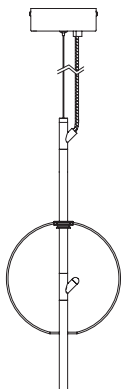
EBL0007PL Point Pendant (Large)

EBL0007PES Point Pendant Extension (Small)

EBL0007PEL Point Pendant Extension (Large)

### Point Pendant Light

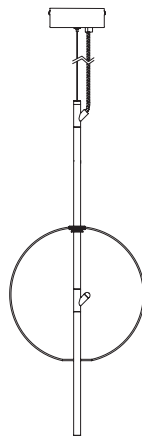
Small



21cm dia

54cmh

Large

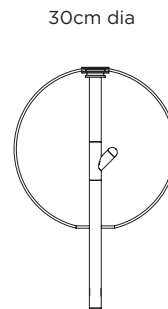


30cm dia

74cmh

### Point Pendant Light Extension Pieces

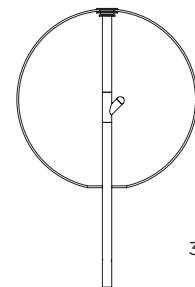
Small



30cm dia

46cmh

Large



21cm dia

31cmh

## WEIGHT

Packaged: Point Pendant: 3.17kg (small) | 4.87kg (large)  
Point Pendant Extension: 2.68kg (small) | 4.10kg (large)

Assembled: Point Pendant: 1.57kg (small) | 2.6kg (large)  
Point Pendant Extension: 1.68kg (small) | 2.49kg (large)

## ASSEMBLY

Installation required by a qualified electrician.

---

## SPECIFICATIONS


- Integrated 2 W 2700k LED Lightsource
  - Lumen rating: 45 LM
  - Cable Length: 250cm
  - Ceiling Rose: 122mm dia x 40mmh
  - The Pendant lights are not dimmable
  - Waiberlon Constant Voltage LED Driver, Model # HLV2412R1
  - 3 year warrenty
  - LED has a 50,000 hour expected lifespan
  - Not IP rated for bathroom or wet area use
  - When connecting the extensions, please ensure the pendant light is turned off at the wall
  - Remove end cap when connecting the extension
  - To connect, rotate the thread clockwise until the extension pole sits flush with the pendant pole
  - A maximum of three large or small extension can be connected to the pendant, totalling a string of four lights
- 

## CARE INSTRUCTIONS

To be fitted by a qualified electrician. Carefully clean with warm damp cloth.

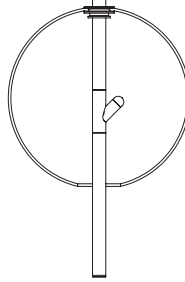
## CONFIGURATIONS

---



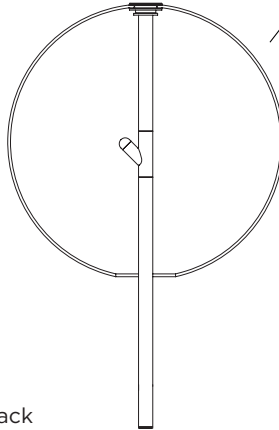
### + EBL0008PS Point Pendant Small | Black

Begin with your base piece. Point Pendant Light in either small or large & black or white.



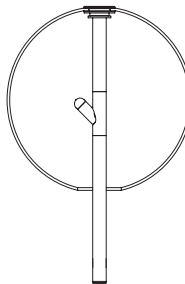
### + EBL0008PEL Point Pendant Extension Large | Black

Build your pendant with Extension pieces in either small or large & black or white.



### + EBL0008PES Point Pendant Extension Small | Black

You can add up to 3 extension pieces to your main pendant light, without compromising structural integrity.



### + EBL0008PES Point Pendant Extension Small | Black

This is the maximum pendant length. Base piece + 3 extenders.

