

daily sofa & armchair

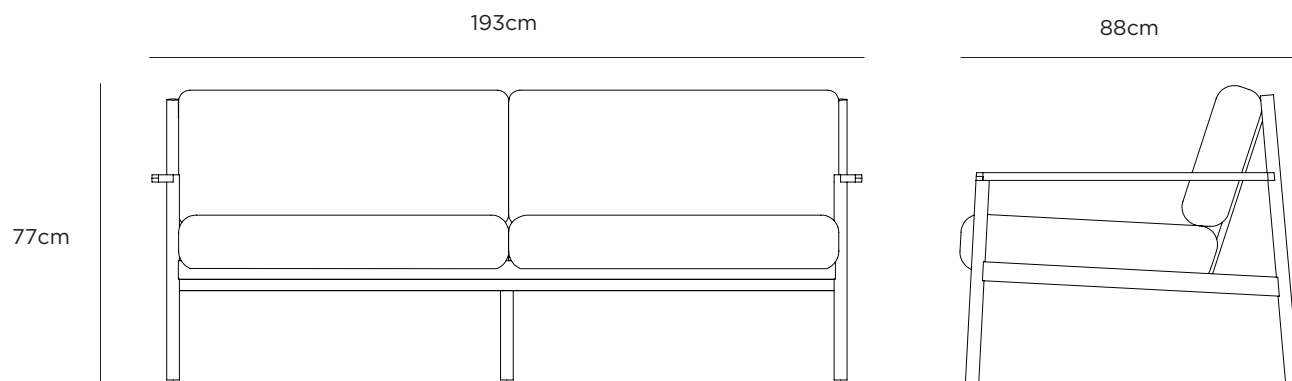
product information document



CITTÀ

daily sofa

After the success of our Daily armchair, we have expanded the range to include a 3-seater sofa and the option of a walnut finish. The Daily collection strikes the perfect balance of classic yet modern design. It takes inspiration from mid-century style, combined with a timeless aesthetic to meet today's needs and seamlessly integrate into all living spaces.



MATERIAL

Frame: American Oak | American Walnut

Fill: 50% Feather/50% Fibre with 100% Cotton Down Proof.

COLOUR



American Oak
NX10079
(frame and
inners only)



American Walnut
NX10081
(frame and
inners only)

FABRIC

EDE0001 (Upholstery & Base)

Please refer to *"Fabric Specifications PDF"* for fabric options.

Fabric Required: 7.7m

WEIGHT

Packaged 18kg

Assembled 16kg

DIMENSIONS

Packaged 88x193x77cmh

Assembled 88x193x77cmh

ASSEMBLY REQUIRED

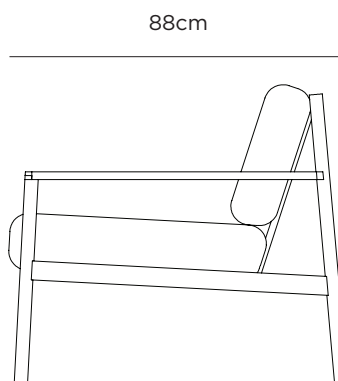
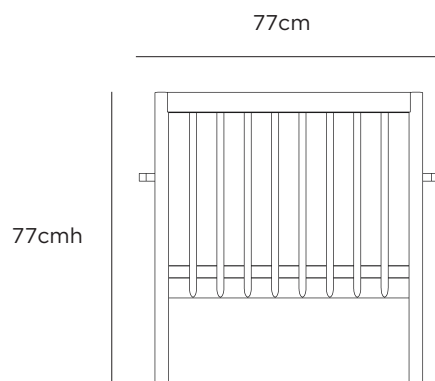
No

CARE INSTRUCTIONS

Dampen cloth in a solution of water and a neutral detergent and wipe clean. Remove soap residue immediately using a clean dry cloth. Do not use scouring pads or scouring cream as they may scratch the surface. Do not use cleaning products containing alcohol as they may damage the surface. Remove any small marks by spot cleaning with a clean damp cloth or paper towel. If further care is needed please refer to the cleaning requirements of your specific fabric. We don't recommend using any fabric protector treatments but if you do please ensure its water based. Pilling may occur occasionally as a result of normal daily wear and should not be considered as a fault. Fibre pills can be removed by a battery operated pilling tool available from most haberdashery stores. Vacuum on low suction using a soft upholstery attachment and avoid direct sunlight. Regularly plump and turn any feather filled cushions to ensure that they retain their shape with any fixed components smooth over the fabric with your hands and pull back into the correct shape and alignment.

daily armchair

The Daily Armchair strikes the perfect balance of classic yet modern design. It takes inspiration from mid-century style, combined with a timeless aesthetic to meet today's needs and seamlessly integrate into all living spaces. The solid wooden frame is made with your choice of American walnut or oak and features a series of intersecting dowels and boards. These intersections create interesting joins and negative details throughout the chair. The cushions are made with comfortable multi-density foam and are upholstered in New Zealand with a range of premium fabrics.



MATERIAL

Frame: American Oak | American Walnut

Fill: 50% Feather/50% Fibre with 100% Cotton Down Proof

COLOUR



American Oak
NX10078FSC
(frame and
inners only)



American Walnut
NX10080
(frame and
inners only)

FABRIC

EDE0002 (Upholstery & Base)

Please refer to "[Fabric Specifications PDF](#)" for fabric options

Fabric Required: 2.4m or 3.4 for velvet & cord

WEIGHT (FRAME ONLY)

Packaged	8.3kg
Assembled	7.3kg

DIMENSIONS

Packaged	90x79x79cmh
Assembled	88x77x77cmh

ASSEMBLY REQUIRED

No

CARE INSTRUCTIONS

Dampen cloth in a solution of water and a neutral detergent and wipe clean. Remove soap residue immediately using a clean dry cloth. Do not use scouring pads or scouring cream as they may scratch the surface. Do not use cleaning products containing alcohol as they may damage the surface. Remove any small marks by spot cleaning with a clean damp cloth or paper towel. If further care is needed please refer to the cleaning requirements of your specific fabric. We don't recommend using any fabric protector treatments but if you do please ensure its water based. Pilling may occur occasionally as a result of normal daily wear and should not be considered as a fault. Fibre pills can be removed by a battery operated pilling tool available from most haberdashery stores. Vacuum on low suction using a soft upholstery attachment and avoid direct sunlight. Regularly plump and turn any feather filled cushions to ensure that they retain their shape with any fixed components smooth over the fabric with your hands and pull back into the correct shape and alignment.