

Melt Candle Holder

The Melt Candle Holder was inspired by a melting candle, a perfectly constructed form slowly melting away, representing the finite lifespan of the candle itself. Available in six colours and designed to be paired with a hand poured dining candle in a tonal colour match.

Please note that candles are sold separately.

Designed in New Zealand by Città



cittadesign.com/collection/melt

Ask us about our payment partners | cittadesign.com/payment-partners
citta@cittadesign.com

CITTÀ

MATERIAL

Metal

COLOUR

White MTLO013




Carbon TSF0056



Forest TSF0057



Rose TSF0061



DIMENSIONS

Packaged

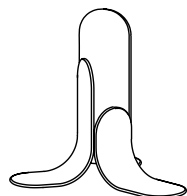
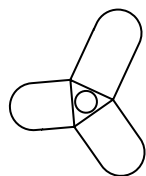
15.5x12.5x14.5cmh

Assembled

13x12x13.5cmh

13

12



13.5

ASSEMBLY

Assembly not required

WEIGHT

Packaged

0.45kg

Assembled

.03kg

CARE/CLEANING INSTRUCTIONS

Never leave a candle burning unattended or within reach of children and pets. Always burn a candle on heat resistant surface away from flammable objects and drafts. Keep wick trimmed to 5mm. Never allow a candle to burn all the way down or within 2cm from the top of the candle holder.