

eve sofa

product information document



CITTÀ

eve sofa

The Eve Sofa has an elegant and timeless design. It features a fine profile, matte black steel legs, and feather and down cushions. The sofa is designed to stand alone or sit with the wider Eve custom-made furniture collection. The collection is fully modular with a myriad of possible combinations and dimensions across the range of sofas, armchairs, chaise and ottomans. Designed in our New Zealand studio by David Moreland and Nikolai Sorensen and made locally in your choice of configuration and fabric. The images on our website are an overview of the available options - additional fabric swatches can be viewed in the product and fabric specification section. Designed in New Zealand by Città.

COMPOSITION

Frame: Solid Pine/MDF/Steel/Webbing.

Legs: Powder Coated Mild Steel.

Fill: 50% Feather/50% Fibre with 100% Cotton Down Proof.

Fabric: Please refer to "*Fabric Specifications PDF*" for fabric options.

CUSHIONS - SOLD SEPARATELY

FWL0067CBC	Corner Back Cushion	75x22.5x43cmh	Fabric Required: 1m
FWL0098	Throw Cushion S/2	60x40/70x45cmh	Fabric Required: 1.1m
FWL0099	Throw Cushion	55x55cm	Fabric Required: 0.7m
FWL0100	Throw Cushion	60x30cm	Fabric Required: 0.7m

LEG HEIGHT OPTIONS

Eve sofa comes with a standard leg height of 13cm. You can opt for a higher height of 15 or 17cm.

Please note, there is an additional cost per chair leg.

WFL40920	Borsari Matte Black	15cm
WFL40922	Borsari Matte Black	17cm

ASSEMBLY

Assembly required (legs)

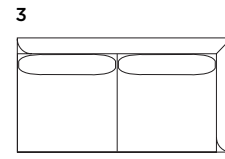
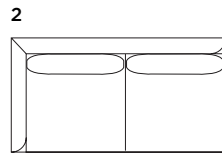
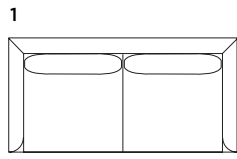
CARE INSTRUCTIONS

Regularly plump and turn any feather filled cushions to ensure that they retain their shape, with any fixed components smooth over the fabric with your hands and pull back into the correct shape and alignment. Remove any small marks by spot cleaning with a clean damp cloth or paper towel, if further care is needed please refer to the cleaning requirements of your specific fabric. We do not recommend using any fabric protector treatments, but if you do please ensure its water based. Pilling may occur occasionally as a result of normal daily wear and should not be considered as a fault. Fibre pills can be removed by a battery operated pilling tool available from most haberdashery stores. Vacuum on low suction using a soft upholstery attachment and avoid direct sunlight.

Regular Care: Protect from direct sunlight. Vacuum regularly using low suction. Rotate reversible cushions regularly. Please consult the care label attached to your furniture for general cleaning information. Refer Care code #3 www.warwick.com.au

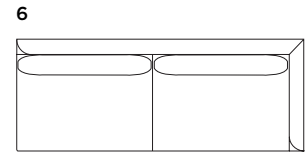
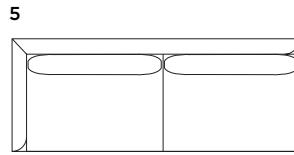
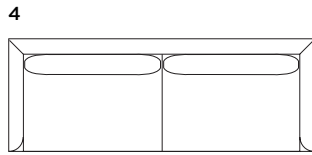
2 SEATER

1 FWL0067S	Frame	180x90x65(81) cmh	Fabric Required: 11.6m
2 FWL0067SL	w/ Left Arm Frame	170x90x65(81)cmh	Fabric Required: 11m
3 FWL0067SR	w/ Right Arm Frame	170x90x65(81)cmh	Fabric Required: 11m



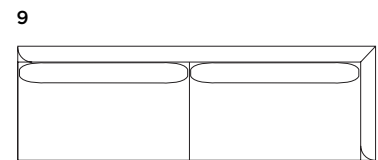
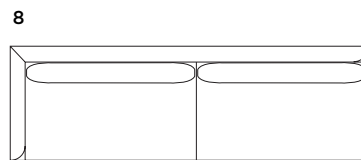
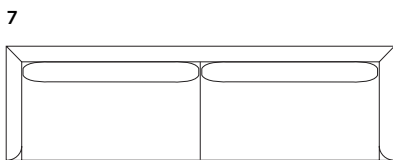
2.5 SEATER

4 FWL0067M	Frame	200X90X65(81)cmh	Fabric Required: 12.6m
5 FWL0067ML	w/ Left Arm Frame	190X90X65(81)cmh	Fabric Required: 12m
6 FWL0067MR	w/ Right Arm Frame	190X90X65(81)cmh	Fabric Required: 12m




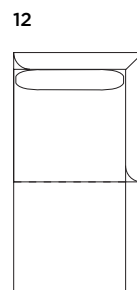
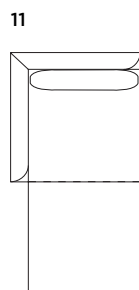
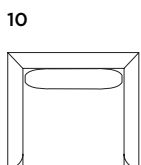
3 SEATER

7 FWL0067L	Frame	240x90x65(81)cmh	Fabric Required: 13.6m
8 FWL0067LL	w/ Left Arm Frame	230x90x65(81)cmh	Fabric Required: 13m
9 FWL0067LR	w/ Right Arm Frame	230x90x65(81)cmh	Fabric Required: 13m



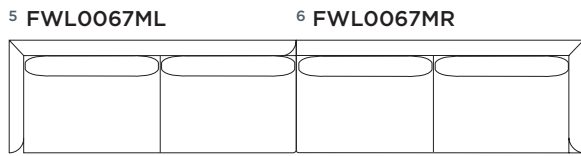
ARMCHAIR • CHAISE • OTTOMAN

10 FWL0067A	Armchair Frame	80X90X65(81)cmh	Fabric Required: 6.6m 7.5m velvet & cord
11 FWL0067CL	Chaise w/ Left Arm Frame	170X90X65(81)cmh	Fabric Required: 10.6m
12 FWL0067CR	Chaise w/ Right Arm Frame	170X90X65(81)cmh	Fabric Required: 10.6m
13 FWL0067O	Standard Ottoman Frame	80X80X49cmh	Fabric Required: 3.6m
14 FWL0067OL	Large Ottoman Frame	80X90X49cmh	Fabric Required: 3.7m

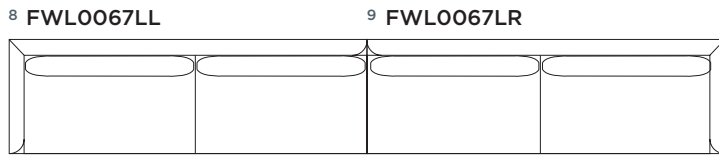


CONFIGURATIONS

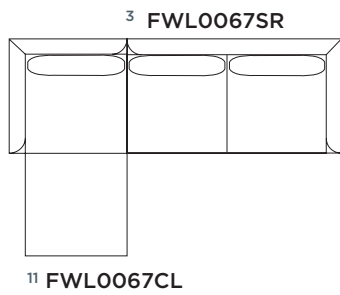
A) 380X90X65(81)cmh



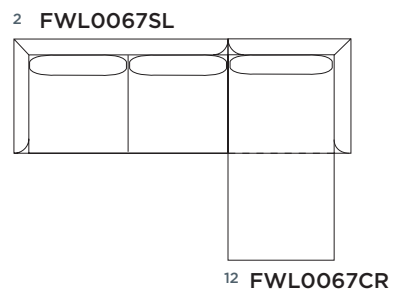
B) 460x90x65(81)cmh



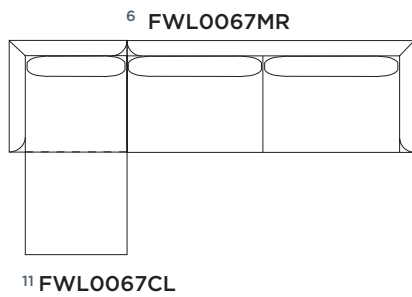
C) 260X170X65(81)cmh



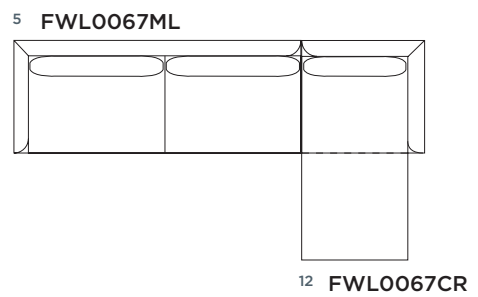
D) 260X170X65(81)cmh



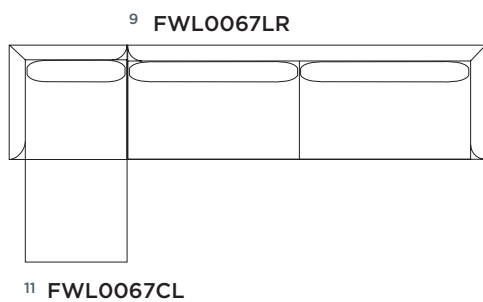
E) 280X170X65(81)cmh



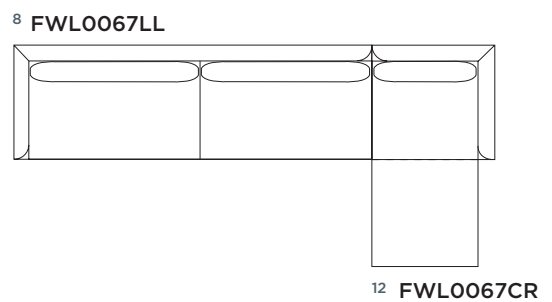
F) 280X170X65(81)cmh



G) 320x170x65(81)cmh



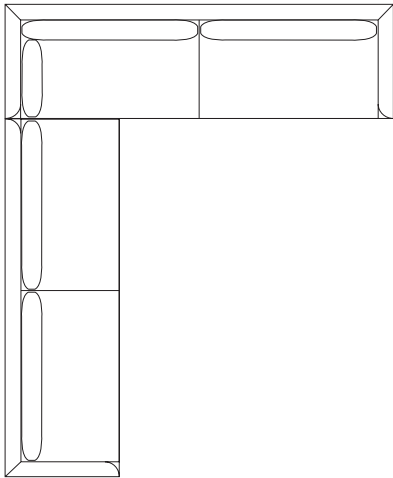
H) 320x170x65(81)cmh



CONFIGURATIONS CONTINUED

I) 240x320x65(81)cmh

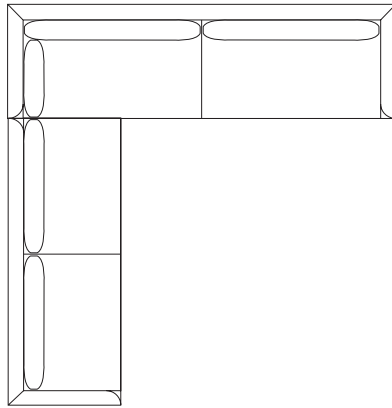
7 FWL0067L



9 FWL0067LL

J) 240x280x65(81)cmh

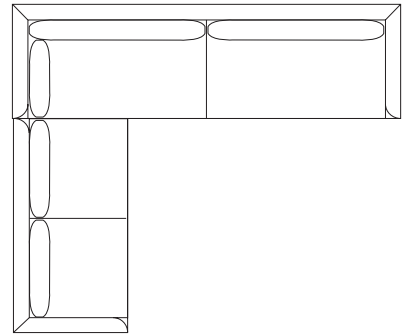
7 FWL0067L



5 FWL0067ML

K) 240x260x65(81)cmh

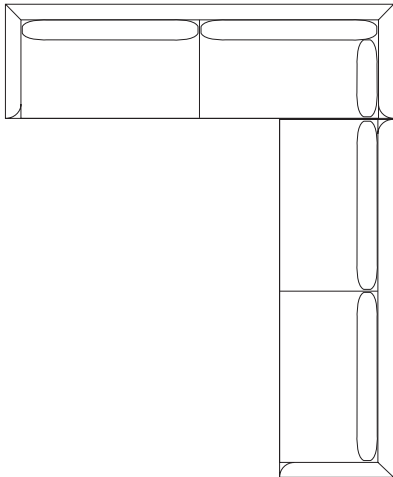
7 FWL0067L



2 FWL0067SL

L) 240x320x65(81)cmh

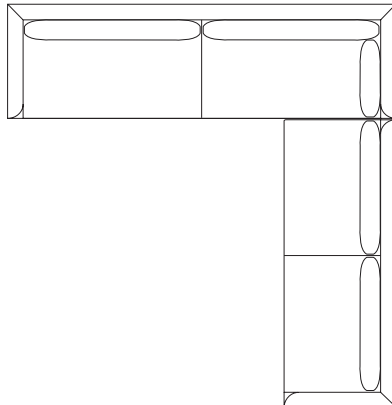
7 FWL0067L



8 FWL0067LR

M) 240x280x65(81)cmh

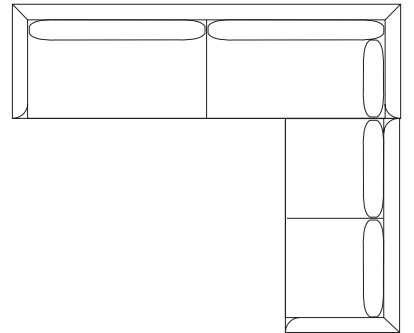
7 FWL0067L



6 FWL0067MR

N) 240x260x65(81)cmh

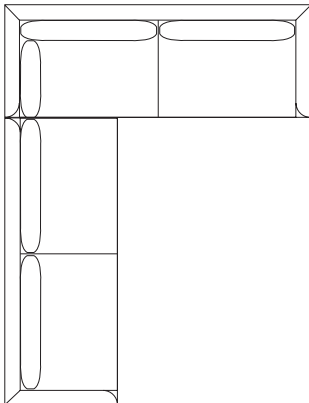
7 FWL0067L



3 FWL0067SR

O) 200x280x65(81)cmh

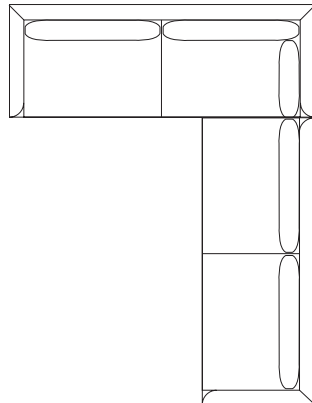
4 FWL0067M



5 FWL0067ML

P) 200x280x65(81)cmh

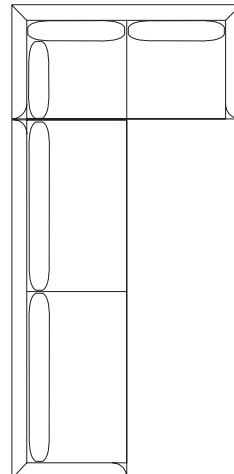
4 FWL0067M



6 FWL0067MR

Q) 180x320x65(81)cmh

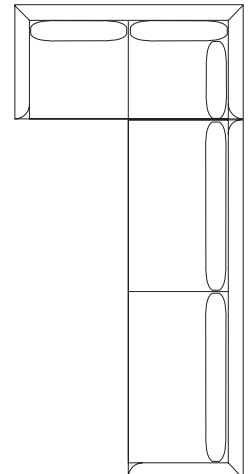
1 FWL0067S



8 FWL0067LL

R) 180x320x65(81)cmh

1 FWL0067S



9 FWL0067LR