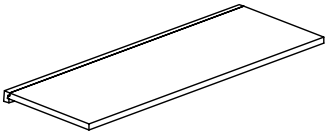



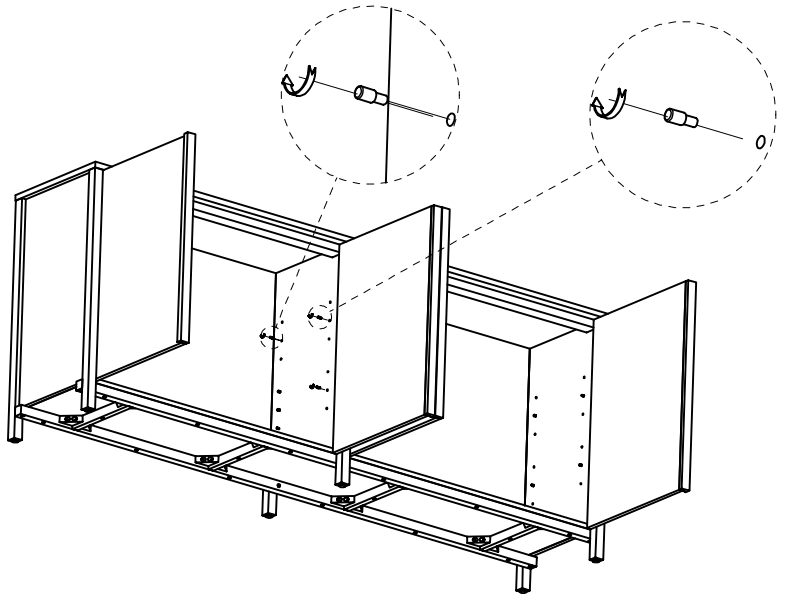
CITTÀ

Craft Buffet

Shelf x 2	Pin x 16
	

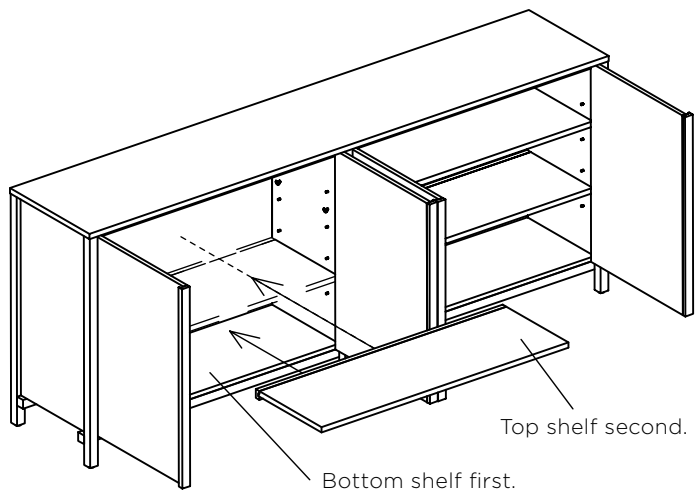
Step 1

Tighten the shelf pins onto the cabinet where you want the shelf positioned.



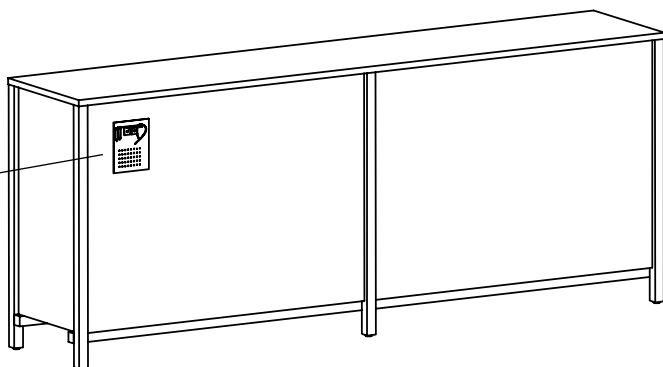
Step 2


Place the shelves on the pins, the deeper solid timber shelf edge sits at the back of the cabinet.



Step 3

Install the anti tip restraint to the back of the cabinet using the instructions provided with the anti tip kit.



⚠ WARNING	
	
<p>Children have died from furniture tipover. ALWAYS secure this furniture with an anchor device. NEVER allow children to stand, climb or hang on drawers, doors, or shelves.</p>	