


CITTÀ

Segment Mirror

Installation Instructions

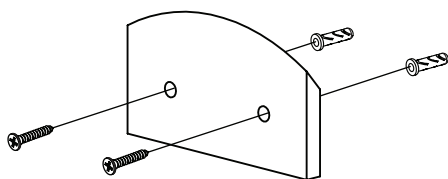
Tools Required Drill
 Hammer

Hardware Included

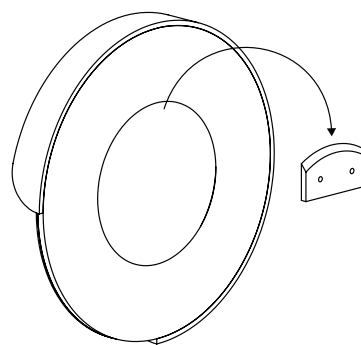
Label	Description	QTY	Image
A	Wall Plug	2	
B	Bracket	1	
C	Screw	2	

Step 1

We always recommend fixing your mirror into studs, noggs or masonry.



Step 2



Step 3

Rotate the mirror direction to your preference.

