

# elevation table

product information document



**CITTÀ**

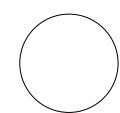
# elevation table

The Elevation Table combines durable materials with soft lines. The contemporary aesthetic allows the table to integrate into a magnitude of residential and commercial spaces. Available in either white or black matte powder-coat finish and also available with an American oak plywood top, creating a subtle two-tone play between materials and texture. Designed in New Zealand by David Moreland.

## MATERIAL

Oak Veneer | Mild Steel

## COLOUR




White  
TSF0109DT




Black  
TSF0108DT



Oak | White  
TSF0111DT



Oak | Black  
TSF0110DT




## WEIGHT

Packaged 23.5kg | 4.5kg  
Assembled 22kg | 4kg

## DIMENSIONS

Packaged 93x93x7.5cmh | 86x19x16cmh  
Assembled 90x90x72cmh



## ASSEMBLY REQUIRED

Assembly Required

## CARE INSTRUCTIONS

To clean wipe with a soft damp cloth. Do not soak in water or allow water to stay sitting on the surface. Do not use abrasive cleaning products or materials. Keep dry and away from direct sunlight; direct heat; and humidity as these environments can cause cracking or warping. Feet are adjustable for levelling. Side and Back panels are magnetic. Customer can choose position on each unit. Clean with a soft damp cloth and water only. Do not use chemical cleaners on any surfaces.