

# CITTÀ

## Tilt Shelving

---

### Product Information Document

The contemporary Tilt shelving is defined by its square leg that sits at a 45-degree angle. The modular components allow you to create your desired configuration by combining the leg uprights and shelves (each sold separately). Designed in our New Zealand studio by David Moreland and Nikolai Sorensen.



# Tilt Shelving

---

## Material

Solid oak

---

## Colour



Oak

Shelf Only: TSF0049

Upright Pair, 2 Tier: TSF0135FSC

Upright Pair, 3 Tier: TSF0136

Upright Pair, 4 Tier: TSF0137

Upright Pair, 5 Tier: TSF0138

---

## Dimenisons:

Shelf Only: 115 x 40 x 6 cm(h)

Upright Pair, 2 Tier: 4 x 4 x 58 cm(h)

Upright Pair, 3 Tier: 4 x 4 x 97 cm(h)

Upright Pair, 4 Tier: 4 x 4 x 136 cm(h)

Upright Pair, 5 Tier: 4 x 4 x 175 cm(h)

**Dimenisons Packaged:** Shelf Only: 18.5 x 43.5 x 9 cm(h)

Upright Pair, 2 Tier: 7 x 11.5 x 62 cm(h)

Upright Pair, 3 Tier: 7 x 11.5 x 101 cm(h)

Upright Pair, 4 Tier: 7 x 11.5 x 140 cm(h)

Upright Pair, 5 Tier: 7 x 11.5 x 179 cm(h)

---

**Residential Warranty:** 3 years

**Commercial Warranty:** 3 years

---

## Assembly Required

---

## Care Instructions

Wipe clean using a warm damp cloth. Avoid leaving water sitting on the surface as this can damage the product. Avoid the use of scouring pads, scouring cream or cleaning products containing alcohol as they may cause damage.

## Weight:

Shelf Only: 8.3 kg

Upright Pair, 1.8kg

Upright Pair, 3 Tier: 2.7kg

Upright Pair, 4 Tier: 3.6kg

Upright Pair, 5 Tier: 4.5kg

## Weight Packaged:

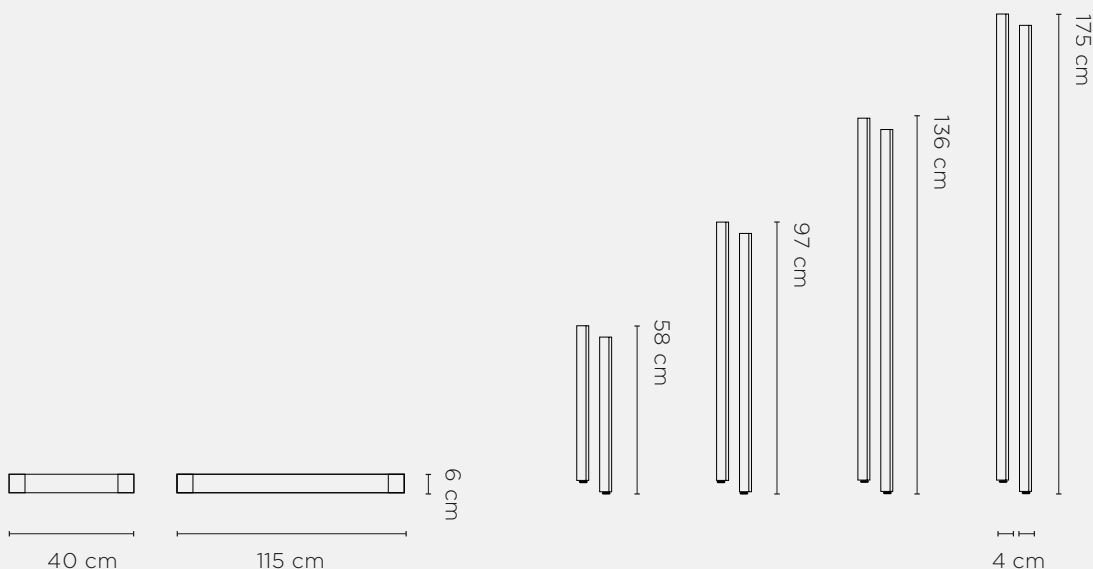
Shelf Only: 9.3kg

Upright Pair, 2 Tier: 2kg

Upright Pair, 3 Tier: 3kg

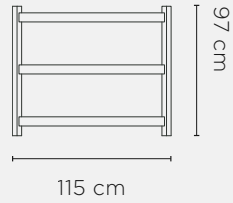

Upright Pair, 4 Tier: 4kg

Upright Pair, 5 Tier: 5kg

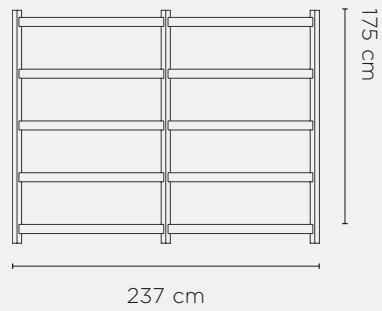



# Configuration Examples

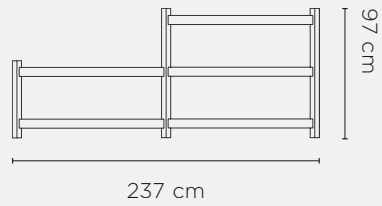
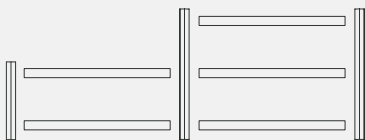
- a) 3 x Tilt Shelf
- 3 x Tilt Upright (3 Tier)



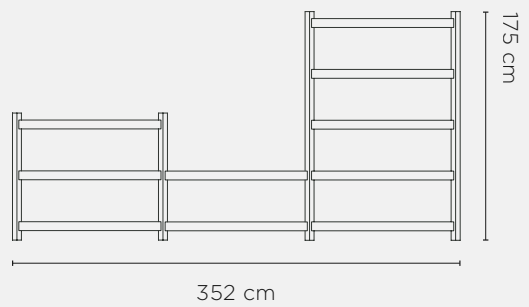
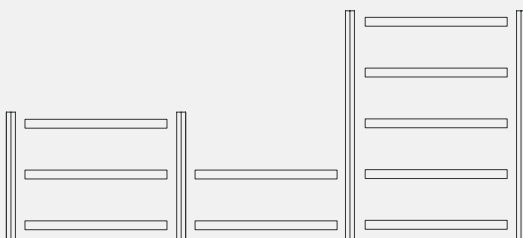
- b) 10 x Tilt Shelf
- 3 x Tilt Upright (5 Tier)



- c) 5 x Tilt Shelf
- 2 x Tilt Upright (3 Tier)
- 1 x Tilt Upright (2 Tier)

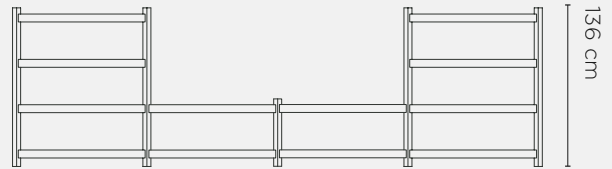
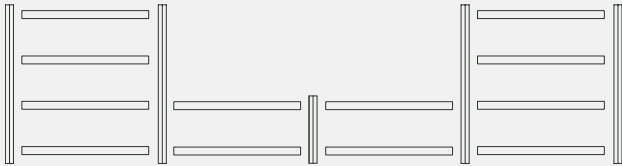


- d) 10 x Tilt Shelf
- 2 x Tilt Upright (5 Tier)
- 2 x Tilt Upright (3 Tier)



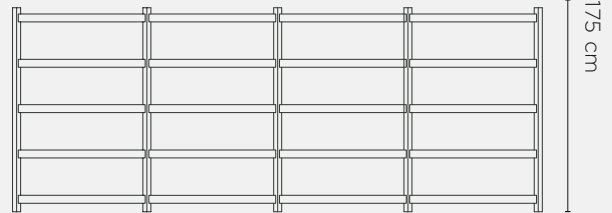

# Configuration Examples

- e) 14 x Tilt Shelf
- 4 x Tilt Upright (4 Tier)
- 1 x Tilt Upright (2 Tier)



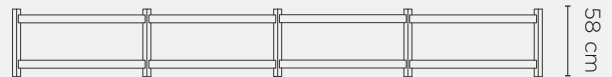
467 cm

- f) 20 x Tilt Shelf
- 5 x Tilt Upright (5 Tier)



467 cm

- g) 8 x Tilt Shelf
- 5 x Tilt Upright (2 Tier)



467 cm