

# CITTÀ

## Point Modular Floor Lamp

---

### Product Information Document

The Point floor lamp is the result of a collaboration between product designer Alex Buckman and Città's 3D design team, David Moreland and Nikolai Sorensen.

The unique lamp makes a statement with its spherical hand-blown glass shade and pared-back aesthetic. The lamp emits an ambient light from the grey or amber shade. The steel column has an integrated switch at the top allowing you to dim the light.



# Point Modular Floor Lamp

---

## Material

Mild steel, Glass

---

## Colour



Smoke Grey Glass

EBL0011FLU



Amber Glass

EBL0012FLU

---

**Dimensions Packaged** 40 x 40 x 106 cm (h)

**Dimensions Assembled** ø30 x 175 cm (h)  
(assembled lamp cannot exceed 175 cm high).

**Weight Packaged** 16.07 kg

**Weight Assembled** 7.64 kg

---

## Specifications

- Integrated 2 W 2700k LED light source
- Lumen rating: 45 LM
- Cable Length: 150cm
- Plug: Yayao LED driver, Model #YM12WO350PEU
- In Line Switch: Yayao constant current dimmer, Model #YM24VRD350A
- On/Off floor switch attached from base
- 3 year warranty
- LED has a 50,000 hour expected lifespan
- Not IP rated for bathroom or wet area use
- When assembling the light, please ensure it is not plugged in or turned on
- To connect the pole to the base, rotate the thread clockwise until the pole sits flush with the base
- Place the glass shade on the collar, then wind on the threaded top cap until it is flush with the glass
- There might be a small amount of movement in the glass once complete. This is intentional for movement if bumped

## Care Instructions

Carefully clean with a warm damp cloth.  
Refer to Point lighting range cleaning guide.

---

## Assembly Required

---


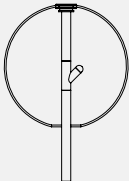
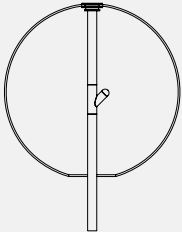



**Residential Warranty:** 2 years

**Commercial Warranty:** 2 years

---

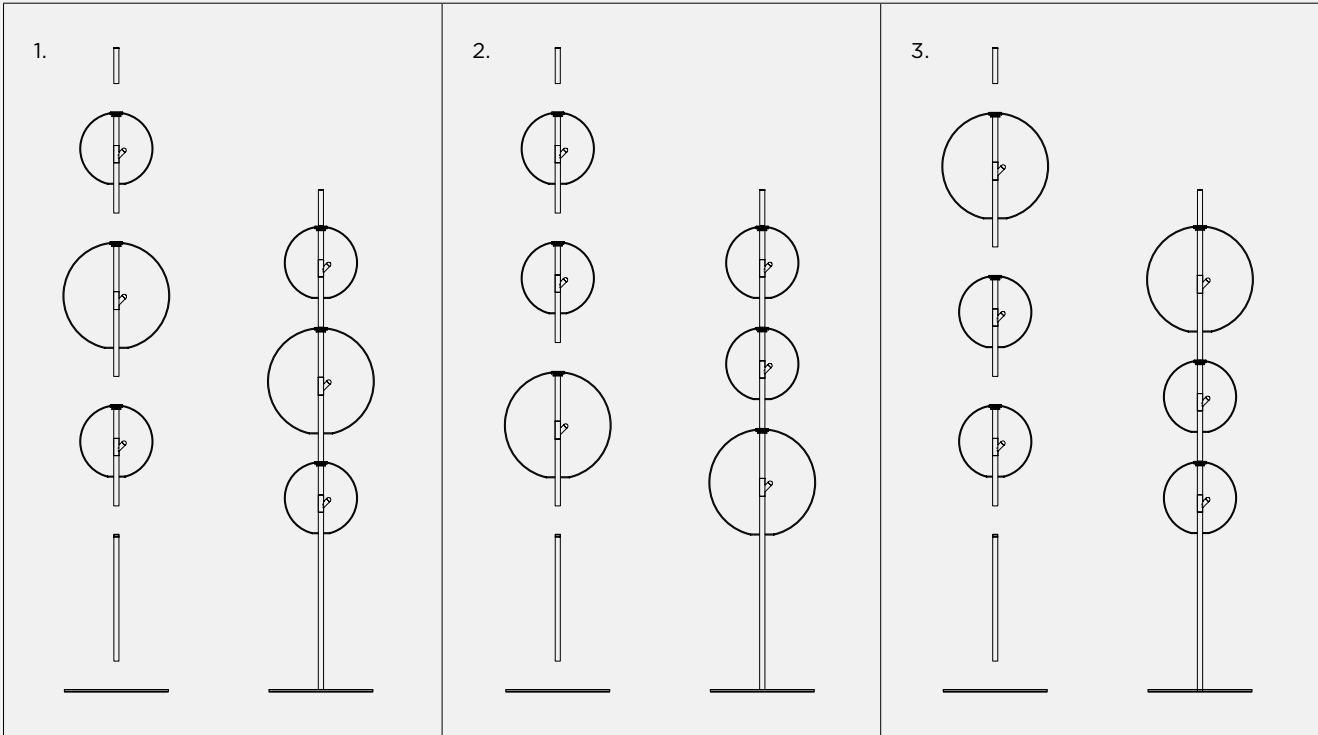
# Point Modular Floor Lamp

## Components Included

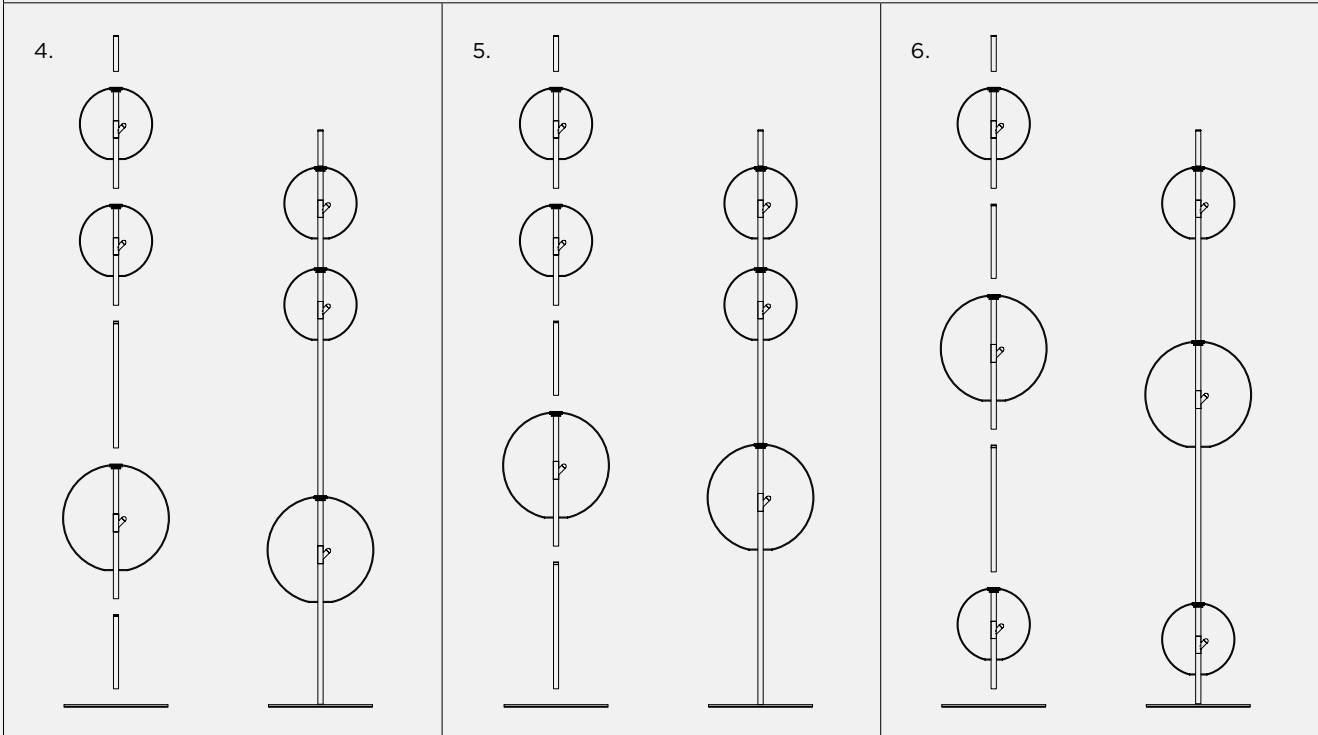
<p>Top Stem x 1 ø15.5 x 100 mm (h)</p>	
<p>Small Shade x 2 ø212 x 304 mm (h)</p>	
<p>Large Shade x 1 ø300 x 390 mm (h)</p>	
<p>Short Extension Pole x 2 ø15.5 x 210 mm (h)</p>	
<p>Long Extension Pole x 1 ø15.5 x 380 mm (h)</p>	
<p>Lamp Base x 1 ø300 mm 1500 mm cable length</p>	

# Point Modular Floor Lamp

## Configuration Options



Parts Used: Top stem + small shade x 2 + large shade + long extension pole + base.  
 Parts Spare: Short extension pole x 2



Parts Used: Top stem + small shade x 2 + large shade + short extension pole + long extension pole + base.  
 Parts Spare: Short extension pole x 1

Max Height: 175 cm